

Color & Finish Guide for Items: 100, 101, 150, 151

Choose a combination of Glass Color and Glass Finish for this item using the table below.
Please contact the Factory for additional support or possibilities for custom combinations.

STEP 3 GLASS FINISHES

	Code	Non-Engraved		Engraved				Gilded		
		For Undermount or Drop-in with Gasket Installation only	For Drop-in without Gasket specify 100 or 150	Empire Floral Victorian Deco Tulip Tulip Border Traditional Roman	1960 1930 Fine Lines Bamboo Battuto Confetti Zebra Tebori Arabesque Palmier	Moderne**	Entre Deux Eolienne Emboss	Cubiste Matte Vapeur	Fragment Graphique	
	White	W	†	†	P	>	P	>	-	-
	Clear	C	PFSMO	SMO	PF	>	PF	>	-	-
	Starphire	S	PFSMO	SMO	PF	>	PF	>	-	-
	Cristal	L	PFSMO	SMO	PF	>	PF	>	-	-
	Cristal Antique	Q	PM	M	P	>	>	>	RW	-
	Solex	X	PFSMO	SMO	PF	>	PF	>	-	-
	Azurlite	A	PFSMO	SMO	PF	>	PF	>	-	-
	Blue	B	PFSMO	PSMO	PF	>	PF	>	-	-
	Cobalt	T	PFS	PFS	>	>	>	>	-	-
	Grey	G	PFSMO	PSMO	PF	>	PF	>	-	-
	Black	K	PF	PF	>	>	>	>	-	RW
	Bronze	Z	PFSMO	PSMO	PF	>	PF	>	-	-
	Peach	P	PFSMO	SMO	PF	>	PF	>	-	-

STEP 1 GLASS COLOR

STEP 2 GLASS FINISHES & KEY

- P Polished *
- F Frosted
- S Satin Etched
- M Mirror
- O White Lamination
- S+M Satin Etched+Mirror (Contact factory for dual finish on specific colors)
- S+O Satin Etched+White Lami (Contact factory for dual finish on specific colors)
- R Rose Gold
- W White Gold

- > Not Available: Engraved Designs available on Rimless Undermounts (see page 2.1.1).
- Not Available: Contact factory for colors shown as not available for Gilded Finishes.
- † Not Available: Substitute Starphire White Lami for White glass.
- / Not Available: This glass color not available with this style choice.
- * Polished finish not recommended for Vanity install.
- ** Not Available on oval basins.














NOTES See dedicated pages for options with Gilded finishes.
Cubiste, Graphique and Matte gold finishes may be installed as a drop in without a gasket on 100 and 150 basins.

Color & Finish Guide for Items: 170 and 171 only

Choose a combination of Glass Color and Glass Finish for this item using the table below.

Please contact the Factory for additional support or possibilities for custom combinations. Contact factory for assistance on Color and Finish combinations that are not listed for Drop-in installations.

STEP 3 GLASS FINISHES

STEP 1 GLASS COLOR	Code	Non-Engraved		Gilded		
		Undermount Installation 170	Drop-In Installation 171	Cubiste Matte Vapeur	Fragment	
	White	W	†	†	-	-
	Clear	C	PFSMO	SMO	-	-
	Starphire	S	PFSMO	SMO	-	-
	Cristal	L	PFSMO	SMO	-	-
	Cristal Antique	Q	PM	M	RW	-
	Solex	X	PFSMO	SMO	-	-
	Azurlite	A	PFSMO	SMO	-	-
	Blue	B	PFSMO	PSMO	-	-
	Cobalt	T	PFS	PFS	-	-
	Grey	G	PFSMO	PSMO	-	-
	Black	K	PF	PF	-	RW
	Bronze	Z	PFSMO	PSMO	-	-
	Peach	P	PFSMO	SMO	-	-

STEP 2 GLASS FINISHES & KEY

- P Polished *
- F Frosted
- S Satin Etched
- M Mirror
- O White Lamination
- S+M Satin Etched+Mirror (Contact factory for dual finish on specific colors)
- S+O Satin Etched+White Lami (Contact factory for dual finish on specific colors)
- R Rose Gold
- W White Gold

- Not Available: Contact factory for colors shown as not available for Gilded Finishes.
- † Not Available: Substitute Starphire White Lami for White glass.
- / Not Available: This glass color not available with this style choice.
- * Polished finish not recommended for Vanity install.

NOTES See dedicated pages for options with Gilded finishes.
 Cubiste and Matte gold finishes may be installed as a drop in without a gasket on 170 basins.
 Request custom quotation for engraved finishes.