

**Color & Finish Guide** for Items: 100, 101, 150 & 151

**Choose a combination of Glass Color and Glass Finish for this item using the table below.**

Please contact the Factory for additional support or possibilities for custom combinations. Contact factory for assistance on Color and Finish combinations that are not listed for Drop-in installations.

**Glass Options**

	Non-Engraved		Engraved				Gilded	
	A	B	Empire Floral Victorian Deco Tulip Tulip Border Traditional Roman	1960 1930 Fine Lines Bamboo Battuto Confetti Zebra Tebori Arabesque Palmier			Entre Deux Eolienne Emboss	Cubiste Matte Vapeur
White (W)	†	†	P	>	P	>	/	-
Clear (C)	SMOEH	P*F	P*F	>	P*F	>	/	-
Starphire (S)	SMOEH	P*F	P*F	>	P*F	>	/	-
Cristal (L)	SMOEH	P*F	P*F	>	P*F	>	/	-
Cristal Antique (Q)	M	P*	P*	>	>	>	RW	-
Solex (X)	SMOEH	P*F	P*F	>	P*F	>	/	-
Azurlite (A)	SMOEH	P*F	P*F	>	P*F	>	/	-
Blue (B)	P*SMOEH	Δ	P*F	>	P*F	>	/	-
Cobalt (T)	P*FSME	Δ	>	>	>	>	/	-
Grey (G)	P*SMOEH	Δ	P*F	>	P*F	>	/	-
Black (K)	P*FS	Δ	>	>	>	>	/	RW
Bronze (Z)	P*SMOEH	Δ	P*F	>	P*F	>	/	-
Peach (P)	SMOEH	P*F	P*F	>	P*F	>	/	-

**Glass Finish Key**

- P Polished
- F Frosted
- S Satin Etched
- M Mirror
- O White Lamination
- E Pearl
- H Chalk
- R Gilded Rose Gold
- W Gilded White Gold

See dedicated pages for options with Gilded finishes.

Cubiste, Graphique and Matte gold finishes may be installed as a drop in without a gasket on 100 and 150 basins.

**Notes and Symbols**














- \* Polished finish not recommended for Vanity install.
- \*\* Not Available on oval basins.
- † Not Available: Substitute Starphire White Lami or Crystal White Lami for White glass.
- Δ This color choice does not require a gasket. Specify Item No. 100 or 150 from column A.
- > Available only on Rimless Undermounts (see page 2.1.1).
- / Not Available: This glass color not available with this style choice.
- Contact factory for information on using this color.

**Color & Finish Guide** for Items: 130, 131, 140, 141, 170 & 171

**Choose a combination of Glass Color and Glass Finish for this item using the table below.**

Please contact the Factory for additional support or possibilities for custom combinations. Contact factory for assistance on Color and Finish combinations that are not listed for Drop-in installations.

### Glass Options

	Non-Engraved		Gilded	
	Undermount Installation specify Item No. 170 & 140	Drop-In Installation specify Item No. 171 & 141	Cubiste Matte Vapeur	Fragment
 White (W)	†	†	/	-
 Clear (C)	P*FSMOEH	SMOEH	/	-
 Starphire (S)	P*FSMOEH	SMOEH	/	-
 Cristal (L)	P*FSMOEH	SMOEH	/	-
 Cristal Antique (Q)	P*M	M	RW	-
 Solex (X)	P*FSMOEH	SMOEH	/	-
 Azurlite (A)	P*FSMOEH	SMOEH	/	-
 Blue (B)	P*FSMOEH	P*SMOEH	/	-
 Cobalt (T)	P*FSME	P*FSME	/	-
 Grey (G)	P*FSMOEH	P*SMOEH	/	-
 Black (K)	P*FS	P*FS	/	RW
 Bronze (Z)	P*FSMOEH	P*SMOEH	/	-
 Peach (P)	P*FSMOEH	SMOEH	/	-

### Glass Finish Key

- P Polished
- F Frosted
- S Satin Etched
- M Mirror
- O White Lamination
- E Pearl
- H Chalk
- R Gilded Rose Gold
- W Gilded White Gold

See dedicated pages for options with Gilded finishes.

Cubiste and Matte gold finishes may be installed as a drop in without a gasket on 170 basins.

Request custom quotation for engraved finishes.

### Notes and Symbols

- \* Polished finish not recommended for Vanity install.
- † Not Available: Substitute Starphire White Lami or Crystal White Lami for White glass.
- / Not Available: This glass color not available with this style choice.
- Contact factory for information on using this color.