

Color & Finish Guide for Items: 100, 101, 150, 151

Choose a combination of Glass Color and Glass Finish for this item using the table below.

Please contact the Factory for additional support or possibilities for custom combinations. Contact factory for assistance on Color and Finish combinations that are not listed for Drop-in installations.

Glass Options

	Non-Engraved		Engraved				Gilded	
	A	B	Empire Floral Victorian Deco Tulip Tulip Border Traditional Roman	1960 1930 Fine Lines Bamboo Battuto Confetti Zebra Tebori Arabesque Palmier			Entre Deux Eolienne Emboss	Cubiste Matte Vapeur
White (W)	†	†	P	>	P	>	/	-
Clear (C)	SMOEH	P*F	P*F	>	P*F	>	/	-
Starphire (S)	SMOEH	P*F	P*F	>	P*F	>	/	-
Cristal (L)	SMOEH	P*F	P*F	>	P*F	>	/	-
Cristal Antique (Q)	M	P*	P*	>	>	>	RW	-
Solex (X)	SMOEH	P*F	P*F	>	P*F	>	/	-
Azurlite (A)	SMOEH	P*F	P*F	>	P*F	>	/	-
Blue (B)	P*SMOEH	Δ	P*F	>	P*F	>	/	-
Cobalt (T)	P*FSME	Δ	>	>	>	>	/	-
Grey (G)	P*SMOEH	Δ	P*F	>	P*F	>	/	-
Black (K)	P*FS	Δ	>	>	>	>	/	RW
Bronze (Z)	P*SMOEH	Δ	P*F	>	P*F	>	/	-
Peach (P)	SMOEH	P*F	P*F	>	P*F	>	/	-

Glass Finish Key

- P Polished
- F Frosted
- S Satin Etched
- M Mirror
- O White Lamination
- E Pearl
- H Chalk
- R Gilded Rose Gold
- W Gilded White Gold

See dedicated pages for options with Gilded finishes.

Cubiste, Graphique and Matte gold finishes may be installed as a drop in without a gasket on 100 and 150 basins.

Notes and Symbols














- * Polished finish not recommended for Vanity install.
- ** Not Available on oval basins.
- † Not Available: Substitute Starphire White Lami or Crystal White Lami for White glass.
- Δ This color choice does not require a gasket. Specify Item No. 100 or 150 from column A.
- > Available only on Rimless Undermounts (see page 2.1.1).
- / Not Available: This glass color not available with this style choice.
- Contact factory for information on using this color.

Color & Finish Guide for Items: 140, 141, 170 and 171

Choose a combination of Glass Color and Glass Finish for this item using the table below.

Please contact the Factory for additional support or possibilities for custom combinations. Contact factory for assistance on Color and Finish combinations that are not listed for Drop-in installations.

Glass Options

	Non-Engraved		Gilded	
	Undermount Installation specify Item No. 170 & 140	Drop-In Installation specify Item No. 171 & 141	Cubiste Matte Vapeur	Fragment
 White (W)	†	†	/	-
 Clear (C)	P*FSMOEH	SMOEH	/	-
 Starphire (S)	P*FSMOEH	SMOEH	/	-
 Cristal (L)	P*FSMOEH	SMOEH	/	-
 Cristal Antique (Q)	P*M	M	RW	-
 Solex (X)	P*FSMOEH	SMOEH	/	-
 Azurlite (A)	P*FSMOEH	SMOEH	/	-
 Blue (B)	P*FSMOEH	P*SMOEH	/	-
 Cobalt (T)	P*FSME	P*FSME	/	-
 Grey (G)	P*FSMOEH	P*SMOEH	/	-
 Black (K)	P*FS	P*FS	/	RW
 Bronze (Z)	P*FSMOEH	P*SMOEH	/	-
 Peach (P)	P*FSMOEH	SMOEH	/	-

Glass Finish Key

- P Polished
- F Frosted
- S Satin Etched
- M Mirror
- O White Lamination
- E Pearl
- H Chalk
- R Gilded Rose Gold
- W Gilded White Gold

See dedicated pages for options with Gilded finishes.

Cubiste and Matte gold finishes may be installed as a drop in without a gasket on 170 basins.

Request custom quotation for engraved finishes.

Notes and Symbols

- * Polished finish not recommended for Vanity install.
- † Not Available: Substitute Starphire White Lami or Crystal White Lami for White glass.
- / Not Available: This glass color not available with this style choice.
- Contact factory for information on using this color.